



WELCOME TO YOUR SEPARATELY
MANAGED ACCOUNT PORTAL

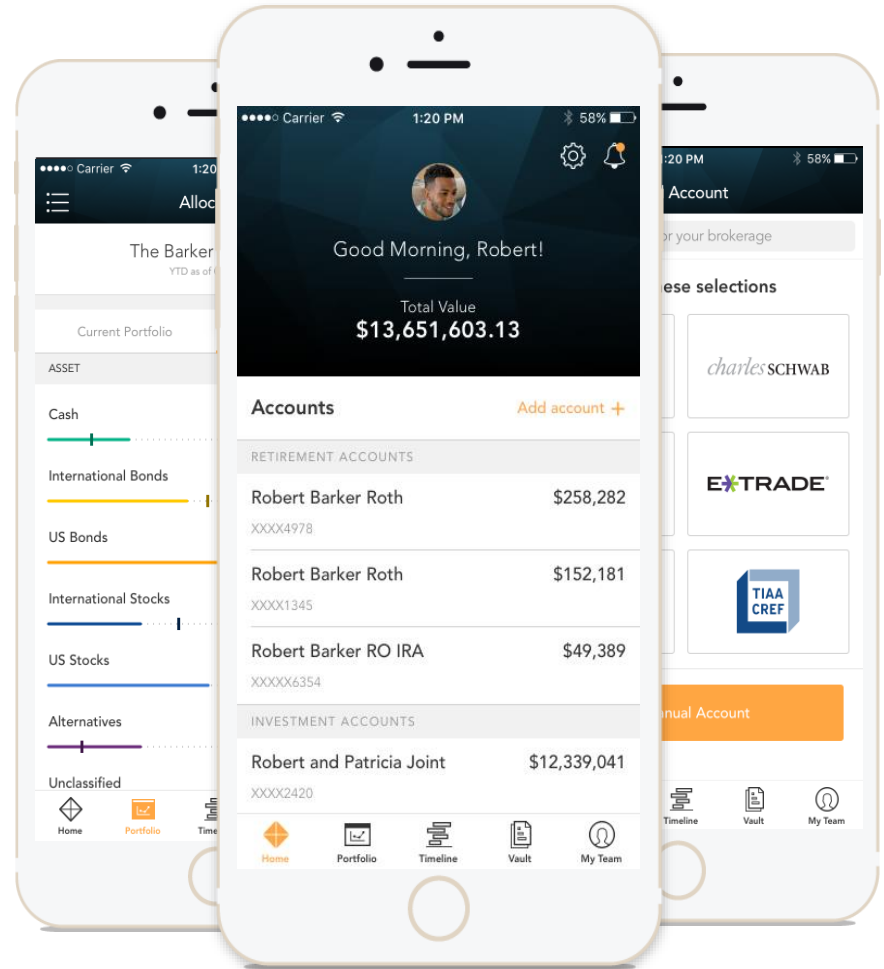
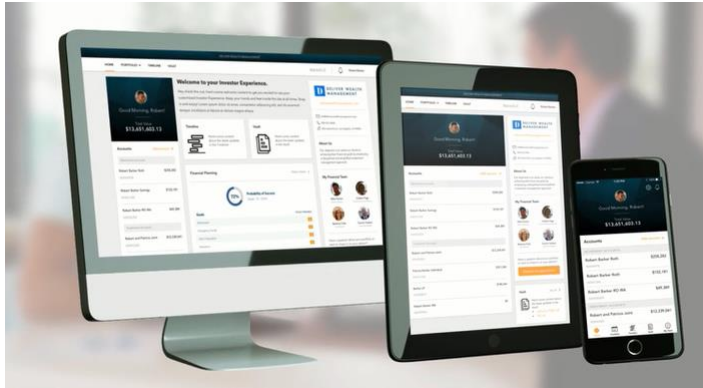
Powered by Black Diamond

VILLERE & C^o

SELECTIVE INVESTING SINCE 1911

Personalized For You

From your portal, you have access to unique information and insights, account details, your investment dashboard, a document vault, instant access from any of your devices, and more.



Stay Connected to Your Financial Picture

Home Page

At-a-glance view of pertinent account information

My Accounts

Detailed list of your accounts

Portfolio

Dynamic view of your entire portfolio

Vault

Easily keep track of and share your important financial and legal documents

Login Questions

Helpful hints

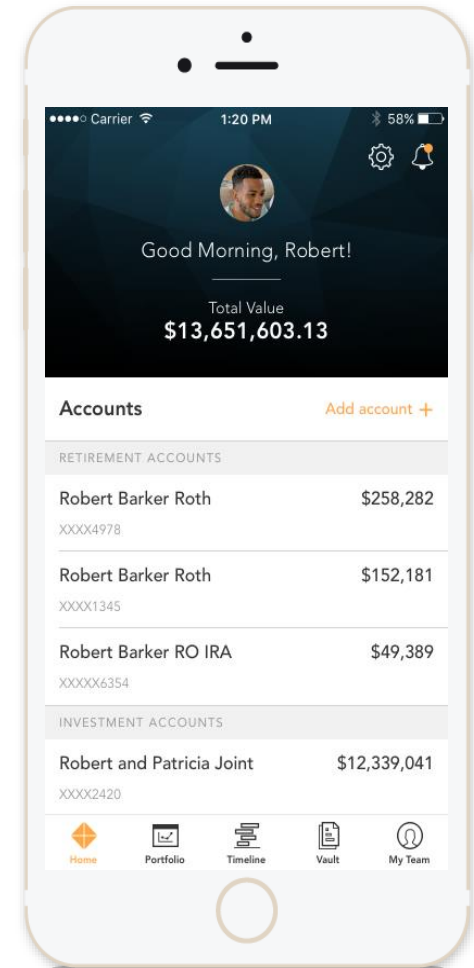
Home Page

When you log in, you'll see your personalized home page. Across the top, you'll have quick access to the other pages of your portal.

Your accounts and total portfolio value are listed front and center. Next to your accounts, you'll also find your top holdings for quick reference.

You can stay connected to your financial team with clickable links to phone numbers, emails, and office location.

You can also quickly contact your Villere team while on the go. In addition to contacting us, we will send you communications and updates—all directly within the portal.



Home Page

View notifications from your advisor

The screenshot shows a financial advisor's home page for 'MIKE DEMO TEAM'. The page is divided into several sections:

- Header:** 'MIKE DEMO TEAM' on the left, navigation links 'HOME', 'MY ACCOUNTS', 'PORTFOLIO', and 'VAULT' in the center, and a 'Back' button and user name 'MIKE' on the right.
- Personalized Greeting:** 'Good Afternoon, Mike!' with a profile picture and a 'Total Value' of '\$32,879,951.64'.
- Account Summary:** A list of accounts categorized into Investment, Brokerage, Trust, 401k, and IRA.
- Right Sidebar:** Firm logo 'VILLERE & CO', contact information, 'About Us' text, 'My Financial Team' with three team members, 'Top Holdings' table, and 'External Links'.

Callouts point to various features:

- 'View notifications from your advisor' points to the notification bell icon.
- 'Update your account settings' points to the user name 'MIKE'.
- 'Communicate or schedule an appointment with your financial team directly' points to the team member cards.
- 'View your top holdings at a glance' points to the 'Top Holdings' table.
- 'Quickly view your accounts as an aggregate total or grouped by category' points to the account summary list.

Quickly view your accounts as an aggregate total or grouped by category

Update your account settings

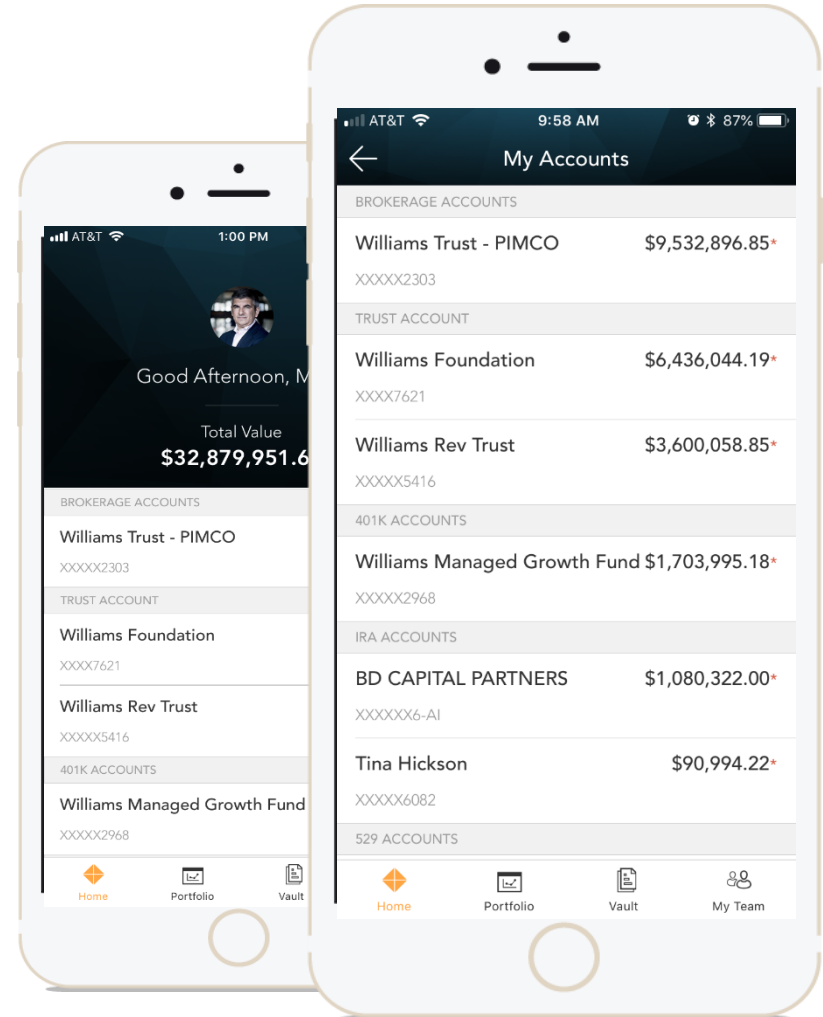
Communicate or schedule an appointment with your financial team directly

View your top holdings at a glance

My Accounts

On the My Accounts page, you can see a detailed list of your accounts. Balances and statuses are viewable at a glance. You can expand each account to see your holdings and their individual values.

Keep track of their status and updates directly from your portal.



My Accounts

MIKE DEMO TEAM

HOME MY ACCOUNTS PORTFOLIO VAULT [Back to DC1.0](#) MIKE

My Accounts

\$32,879,951.64
Total Value Collapse All

7 Accounts

Account Number	Account Name	Custodian	Value	As Of Date
> XXXXXXXX6726	test account	Test Data ...	726.34	--
> XXXXXXXX0909	test account	Test Data ...	6,070.85	--
> XXXXXXXX4724	test account	Test Data ...	7,400.72	--
> XXXXXXXX3391	test account	Test Data ...	5,123.36	--
> XXXXXXXX6523	test account	Test Data ...	1,024.86	--
> XXXXXXXX4243	test account	Test Data ...	7,573.62	--

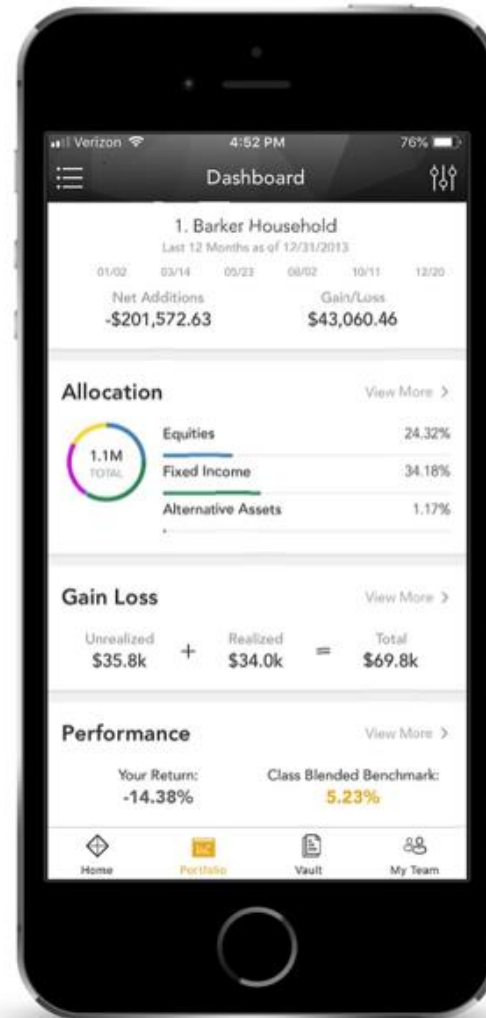
Click on accounts to view holding level detail

Portfolio

The Portfolio dashboard is where you can view additional details about your portfolio. The dashboard gives you a dynamic overview of your portfolio with performance cards highlighting key information regarding your portfolio.

To get even more detail, you can click on the title of each card. You can also use the drop-down menu to switch between the different cards quickly.

All of this is completely customizable using the filters to select specific date ranges, portfolios, or accounts.



Portfolio

ST. DENIS J. VILLERE & COMPANY

HOME MY ACCOUNTS PORTFOLIO VALUATION

[Return to My User](#)

MIKE

Williams Family

Filter

Change your portfolio or filter for specific accounts

Since Inception as of 08/31/2018

Portfolio Allocation



Group By: Superclass/Class

CASH	12.50%	7.77M
EQUITY	85.87%	53.37M
FIXED INCOME	1.64%	1.02M

Activity Summary



Beginning Value	51,456,847.59
Net Additions	323,412.94
Gain/Loss	10,371,018.49
Ending Value	62,151,279.02

Performance

Williams Family
8.44%^{1,2}



Gain/Loss

Unrealized	15.7M	+	Realized	7.6M	=	Total	23.3M
Unrealized Gain Loss						15,703,915.71	
% UGL						33.81%	
Short-Term						2,369,848.23	
Long-Term						13,334,067.48	
Realized Gain Loss						7,634,020.25	
% RGL						10.59%	
Short-Term						-378,822.63	
Long-Term						8,012,842.88	

Transactions

Buys (676)	82,008,695.55
Sells (229)	-82,272,020.53
Income (1136)	1,886,463.35
Journals (6)	2,857,698.80
Contributions (69)	32,708,736.88
Withdrawals (74)	-32,385,323.94
Fees (28)	-636,714.00
Expenses (8)	-42,048.04
Other (19)	932,581.35

Fixed Income

View: Summary

Market Value	1,017,736.11
Number of Bonds	2
Years to Maturity	4.71
Coupon Rate	4.750%
SGP Rating	BB-
Moody's Rating	Ba2
Yield to Maturity	4.71
Yield to Call	4.27
Modified Duration	0.68

Allocation

View the allocation breakdown of your portfolio

Allocation >

32.9M

12/31/2013
 XXXX4442 - Williams - Alliance Bernstein
 Actual: 10,435,640
 Weighting: 31.7%

Group By: Account/Class

XXXX4442 - Williams - Alliance Bernstein	31.74%	10.44M
XXXXX2303 - Williams Trust - PIMCO	28.99%	9.53M
XXXX7621 - Williams Foundation	19.57%	6.44M
XXXXX5416 - Williams Rev Trust	10.95%	3.60M
XXXXX2968 - Williams Managed Growth Fund	5.18%	1.70M

Hover to view grouping level allocation detail

Toggle your view between a single day snapshot and a drift chart for allocation over time

(Consolidated View)

Change the data grouping from the dashboard or the expanded card

MIKE DEV/IO TEAM

HOME MY ACCOUNTS PORTFOLIO VAULT

Willams Family

Filter

Year To Date as of 12/31/2013

Allocation

Snapshot Drift

32.9M

XXXX4442 - Williams - Alliance Bernstein	31.74%	10.44M
XXXXX2303 - Williams Trust - PIMCO	28.99%	9.53M
XXXX7621 - Williams Foundation	19.57%	6.44M
XXXXX5416 - Williams Rev Trust	10.95%	3.60M
XXXXX2968 - Williams Managed Growth Fund	5.18%	1.70M

< Previous 1 / 2 Next >

Name	Symbol	Units	Allocation of Total	Ending Value
Willams Family	--	--	100.0%	32,879,952
> XXXX4442 - Williams - Alliance Bernstein	--	--	31.7%	10,435,640
> XXXX7621 - Williams Foundation	--	--	19.6%	6,436,044
> XXXX2303 - Williams Trust - PIMCO	--	--	29.0%	9,532,897
> XXXX2968 - Williams Managed Growth Fund	--	--	5.2%	1,703,995
> XXXX5416 - Williams Rev Trust	--	--	10.9%	3,600,059
> XXXX6082 - Tina Hickson	--	--	0.3%	90,994
> XXXXX6-AI - BD CAPITAL PARTNERS	--	--	3.3%	1,080,322

Group By: Account/Class | Expand Level - collapse All

(Expanded View)

Activity Summary

View activity and changes in your portfolio or account balance

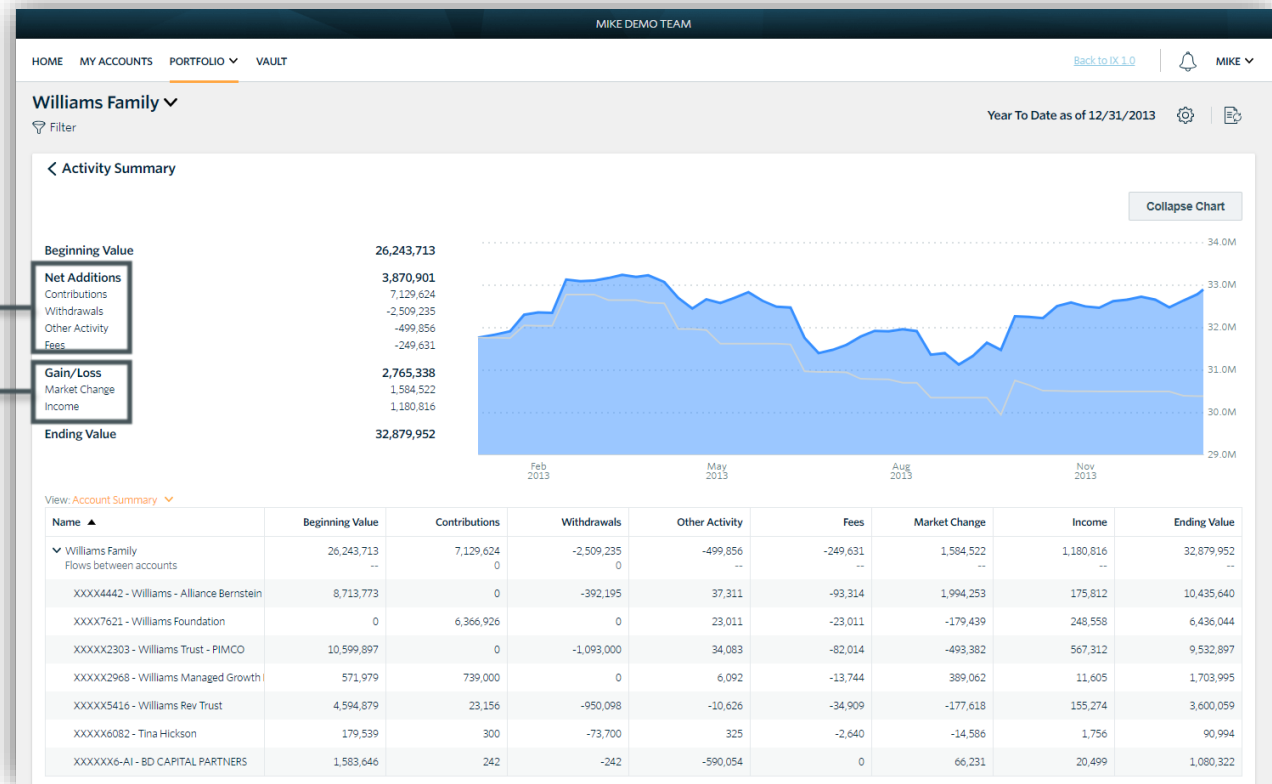


(Consolidated View)

Hover over graph to view net addition and market value information for a specific date

View breakout of additions and withdrawals

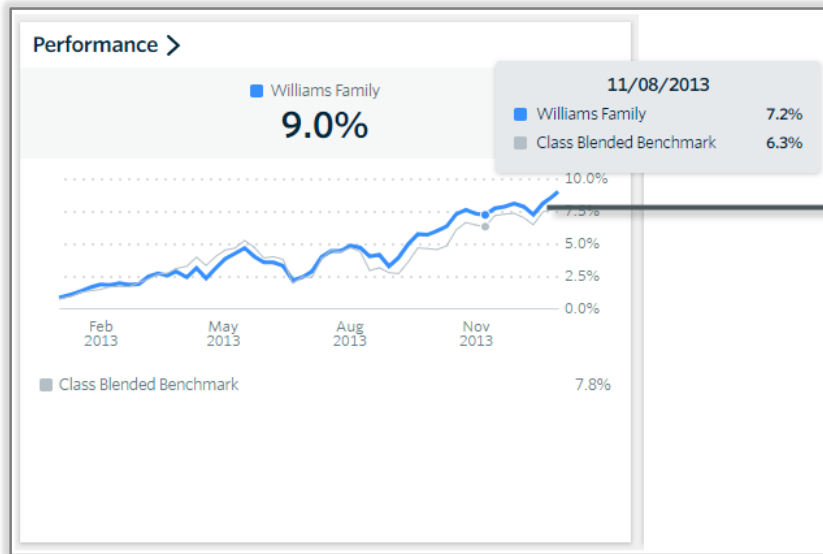
See income and performance breakouts



(Expanded View)

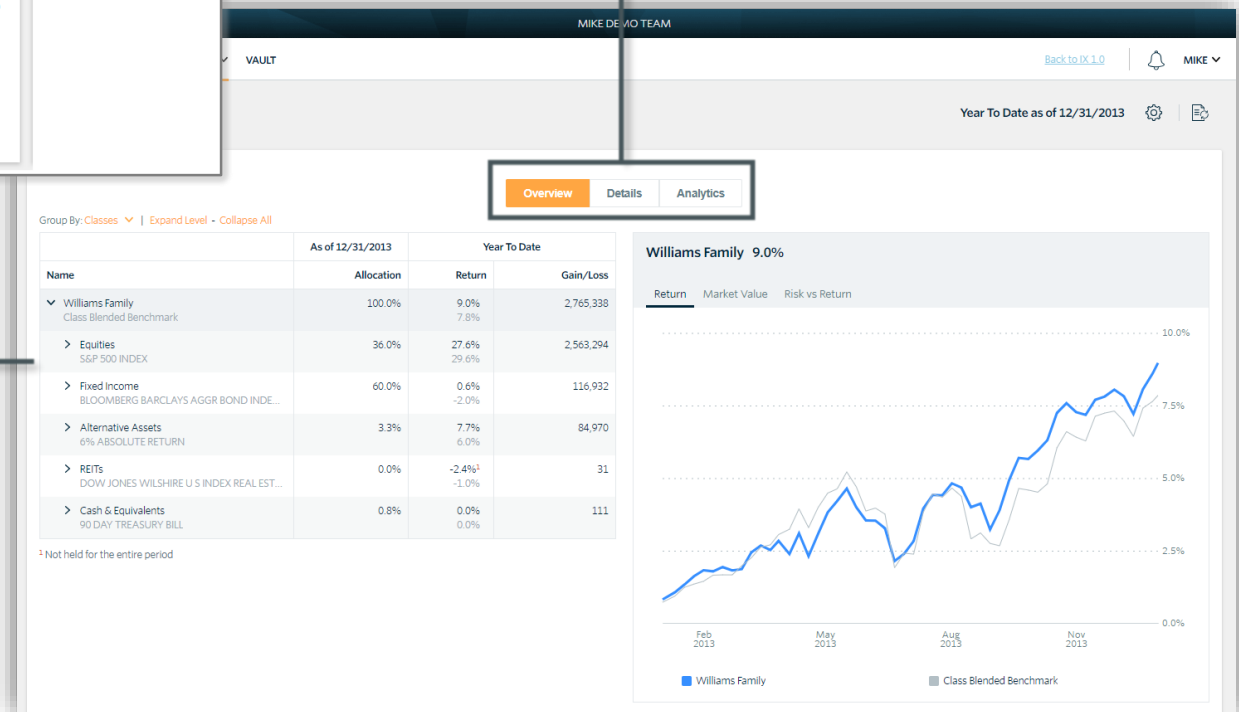
Performance Card

View investment performance across your portfolio



(Consolidated View)

Expand and collapse the grouped sections



(Expanded View)

Hover to view returns through a specific date

Change your view to see multiple date ranges or market analytics

Gain/Loss

View realized and unrealized gain/loss information for your investments

Gain Loss >			
Unrealized		Realized	Total
1.4M	+	9.8K	= 1.4M
Unrealized Gain Loss			1,380,914
% UGL			5.41%
Short-Term			227,571
Long-Term			1,153,343
Realized Gain Loss			9,785
% RGL			91.32%
Short-Term			--
Long-Term			9,785

View your high level gain/loss breakdown from the dashboard

(Consolidated View)

Transactions

View and filter the most recent transactions in your portfolio

Transactions >

Date	Type - Symbol	Amount
12/31/13	Management Fee - CASH	-12,871
12/31/13	Management Fee - CASH	-34,083
12/31/13	Dividend - FTExx	3
12/31/13	Management Fee - CASH	-37,311
12/31/13	Income Reinvestment - SCHWAB...	0
12/31/13	Management Fee - CASH	-325
12/31/13	Interest - FCASH	0
12/31/13	Capital Gains - DXJ	237
12/31/13	Capital Gains - DXJ	99
12/31/13	Dividend - DXJ	201

(Consolidated View)

Filter by transaction (available filters are determined by your advisor)

Settings ✕

Supervised

All Assets

Supervised Only

Unsupervised Only

Transaction Type Filter

Select filters to apply to data table (not applicable to the Dashboard Summary)

[Select All - Deselect All](#)

Buys Capital Gains Contributions

Sells Income Withdrawals

Management Fees Alternatives

Expenses Other

Apply Cancel

MIKE DEMO TEAM

HOME MY ACCOUNTS **PORTFOLIO** VAULT [Back to IX 1.0](#) MIKE ▾

Williams Family ▾ Year To Date as of 12/31/2013 ⚙️ 📄

Filter

Transactions

Date ▾	Account Number	Account Name	Action	Type	Asset Name	Symbol	Units	Price	Amount	Description
12/24/13	XXXXX2303	Williams Trust - PIMCO	Buy	Buy	FEDERAL HOME LN BK CONS DISC NOTES 0.000% 01/02/14 B/EDTD 01/02/13	313385RG3	200,000	100	199,988	--
12/24/13	XXXXX2303	Williams Trust - PIMCO	Sale	Sale	FEDERAL HOME LN BK CONS DISC NOTES 0.000% 01/02/14 B/EDTD 01/02/13	313385RG3	200,000	100	-199,988	--
12/24/13	XXXXX6082	Tina Hickson	Buy	Buy	ISHARES INC MSCI MEXICO	EWW	36	68	2,438	--
12/23/13	XXXXX6082	Tina Hickson	Buy	Buy	ISHARES INC MSCI MEXICO	EWW	33	67	2,218	--
12/23/13	XXXXX6082	Tina Hickson	Buy	Buy	WISDOMTREE JAPAN HEDGED EQUITY	DXJ	45	50	2,266	--
12/23/13	XXXXX6082	Tina Hickson	Sale	Sale	MARKET VECTORS ETF TR VIETNAM ETF	VNM	675	18	-12,406	--

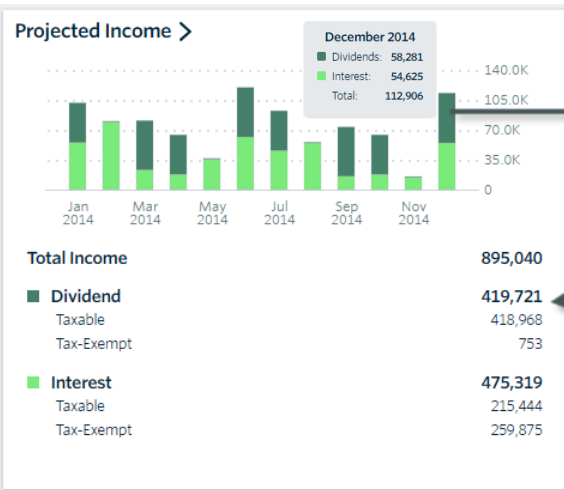
Filters - 2 Types
Buys Sells

Sort column headers to quickly organize your transactions

(Expanded View)

Projected Income

Review a snapshot of expected dividend and interest payments

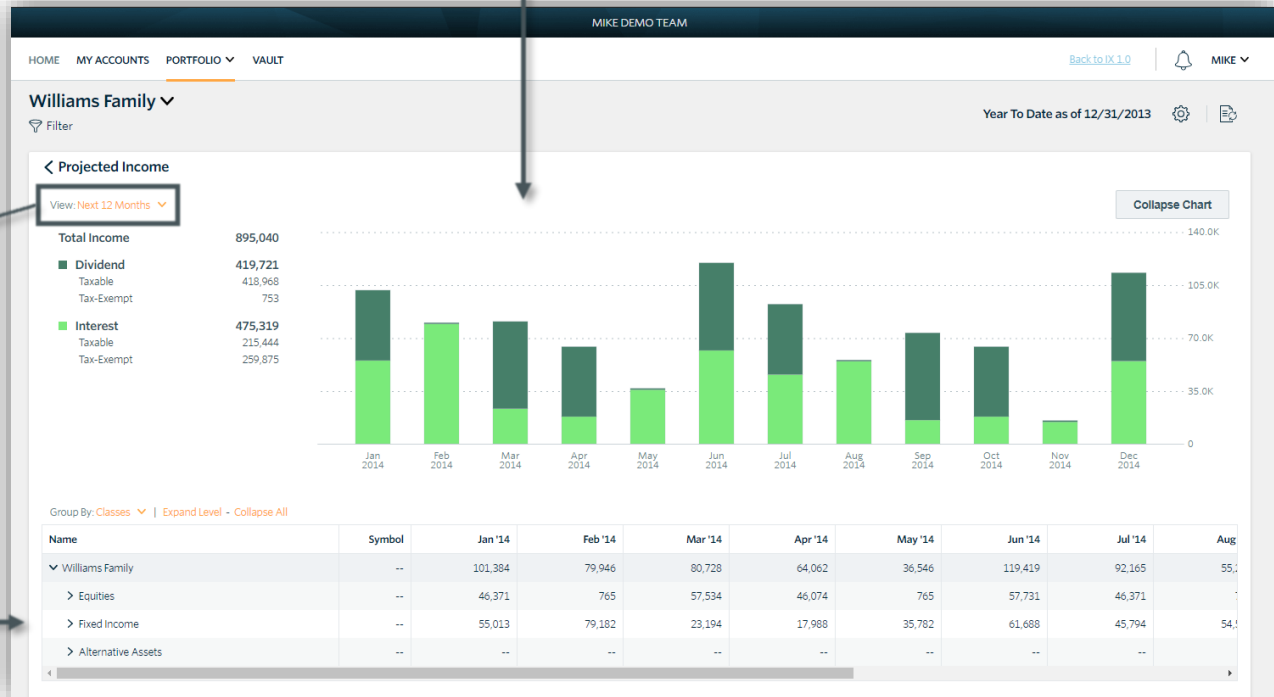


Hover to view monthly dividend and interest detail

The card displays total projected income for the selected time period, a breakout of projected dividends and interest, plus a month-by-month bar chart

(Consolidated View)

Choose between viewing projected income for 'Next 12 Months' or 'Remainder of Year'



View projected income at your grouped level

(Expanded View)

Fixed Income

Review a snapshot of fixed income holdings in your portfolio

Fixed Income >

View **Summary** ▾

Market Value	966,395.83
Number of Bonds	2
Years to Maturity	4.39
Coupon Rate	4.750%
Yield to Maturity	5.85

(Consolidated View)

The card displays important statistics about your Fixed Income

ST. DENIS J. VILLERE & COMPANY

HOME MY ACCOUNTS PORTFOLIO VAULT Return to My User MIKE

Williams Family ▾ Year To Date as of 12/24/2018

Filter

< Fixed Income

Summary Analytics

Market Value	966,395.83	Number of Bonds	2	Years to Maturity	4.39	Coupon Rate	4.750%	Yield to Maturity	5.85
--------------	------------	-----------------	---	-------------------	------	-------------	--------	-------------------	------

Maturity Distribution				Coupon Distribution			
< 1 Years	0.00	0.0%	< 1%	0.00	0.0%		
1 - 3 Years	0.00	0.0%	1 - 3%	0.00	0.0%		
3 - 5 Years	966,395.83	100.0%	3 - 5%	966,395.83	100.0%		
5 - 7 Years	0.00	0.0%	5 - 7%	0.00	0.0%		
7 - 9 Years	0.00	0.0%	7 - 9%	0.00	0.0%		
9 - 11 Years	0.00	0.0%	9 - 11%	0.00	0.0%		
11+ Years	0.00	0.0%	11+%	0.00	0.0%		

Toggle between a summary page and analytical data associated with your fixed income holdings

(Expanded View)

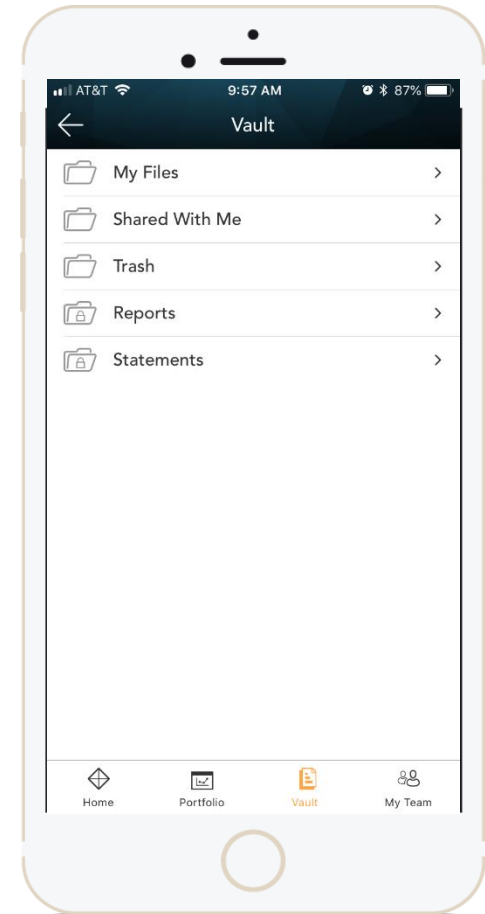
Vault

Securely sharing and managing documents is key to working with your Villere team. The Vault page is where you can keep track of your important financial and legal documents.

From here, you can organize your documents into folders, drag-and-drop to upload new documents, and easily move files from one folder to another.

The Vault is also where we can share documents with each other through the Shared Folders option.

From the Statements and Reports folders, you have quick access to view investment focused reports created by your Villere team.



Vault

Securely store documents/files, share items with your Villere team, view generated reports and custodial statements

The screenshot displays the 'Vault' application interface. At the top, a dark blue header contains the text 'MIKE DEMO TEAM'. Below the header, a navigation bar includes 'HOME', 'MY ACCOUNTS', 'PORTFOLIO', and 'VAULT'. A search bar is located in the top right corner. The main content area is titled 'My Files' and features a left-hand sidebar with a folder tree containing 'My Files', 'Shared With Me', 'Trash', 'Reports', and 'Statements'. The central area shows a table of files with columns for 'Name', 'Owner', 'Last Modified', and 'File Size'. Two files are listed: 'Michael's Documents' and 'Tax Documents', both owned by 'M. Persin' and last modified on '05/08/2018'. A toolbar above the table provides actions: 'Rename', 'Share', 'Move', 'Delete', 'Download', and a 'New' dropdown menu. A right-hand pane shows details for the selected 'Michael's Documents' folder, including the owner 'Mike Persin' and the creation date '05/08/2018'. Three callout boxes provide instructions: one points to the sidebar, another points to the toolbar, and a third points to the file list.

HOME MY ACCOUNTS PORTFOLIO VAULT

Back to IX 1.0 MIKE

My Files

My Files
Shared With Me
Trash
Reports
Statements

Rename Share Move Delete Download New

Name	Owner	Last Modified	File Size
<input checked="" type="checkbox"/> Michael's Documents	M. Persin	05/08/2018	--
<input type="checkbox"/> Tax Documents	M. Persin	05/08/2018	--

Michael's Docume...

Mike Persin
Owner
05/08/2018 --
Created On Size

Drag and drop your files into the document space to upload

Quickly edit, move or download your files as needed

Mobile Application

Download the SMA client portal from the Apple App Store or Google Play

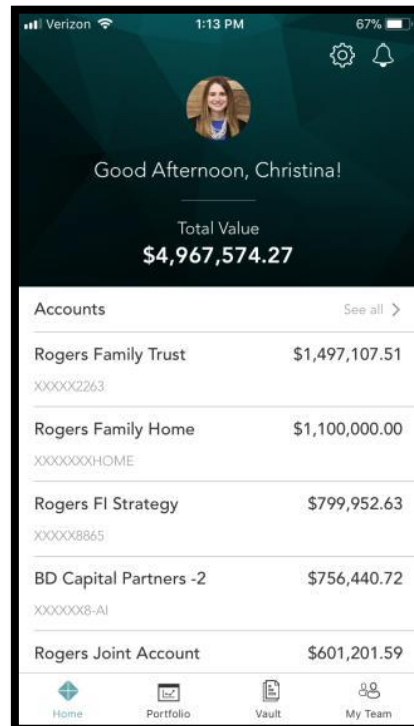
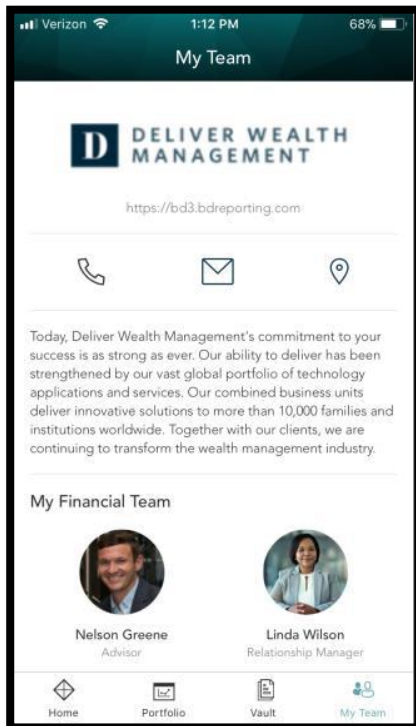
Please click on the link below to download the **Black Diamond Wealth Platform** app for your device:



<https://itunes.apple.com/us/app/black-diamond-wealth-platform/id1326892984?mt=8>



https://play.google.com/store/apps/details?id=com.bdmobile&hl=en_US






Touch Icon




Login Problems

How to access your account if you have trouble signing in to the site

Username 
Password 
Sign In
Trouble Logging In?

Error! Invalid username and password combination. 

Error! Your user account has been locked. Please click "Trouble logging in?" to unlock your account. 

Trouble logging in?
What's the problem?
I forgot my password.
I forgot my username.
I need to unlock my account.

Select "Trouble logging in?" on the sign-in page for help

You will receive an email with a link to access the site
Follow the steps provided to resolve login issues

Please use the link below to reset your password:
<https://bd3.bdreporting.com/Auth/Default/ResetPassword/CtEU7X0gT0StVRValXJGdA>
This is a temporary link and will expire in 2 days.
If you did not request this password reset, please contact your administrator.
Thanks,
Black Diamond
--- This is an auto generated email. Please do not reply. ---

VILLERE & C^o

SELECTIVE INVESTING SINCE 1911

If you have any questions, please contact us.
We are always here for you.

PHONE

504.525.0808

EMAIL

info@villere.com

Villere & Co.

601 Poydras Street, Suite 1808

New Orleans, LA 70130

Disclosures

This material is provided for information purposes only and contains no investment advice or recommendation to buy or sell any specific securities. You should not interpret the statements in this material as investment, tax, or financial planning advice. There is no guarantee that any portfolio will meet its investment objectives. All investments involve risk, including the possible loss of principal. Past performance is not an indicator of future results.

Copyright © 2019. Villere & Company. All Rights Reserved.